

KARWA MALANI KALANTRI AND ASSOCIATES

Chartered Accountants


1, Aditya Apartment, Above HDFC Bank, Tidke Colony, Nashik - 422 002

E Mail - kmkassociatesca@gmail.com, Tel - +91 253 2232993

Limited Review Report on unaudited standalone financial results of Thakkers Developers Limited for the Quarter and Half Year ended 30th September 2022 pursuant to Regulation 33 and Regulation 52(4) read with Regulation 63 of Securities and Exchange Board of India (Listing Obligations and Disclosure Requirements) Regulations, 2015, as amended, as prescribed in Securities and Exchange Board of India operational circular SEBI/HO/DDHS/P/CIR/2021/613 dated 10th August 2021.

To the Board of Directors of Thakkers Developers Limited

1. We have reviewed the accompanying Statement of unaudited standalone financial results of Thakkers Developers Limited ("the Company") for the quarter and Half Year ended 30th September 2022 ("the Statement").
2. This Statement, which is the responsibility of the Company's management and approved by the Board of Directors, has been prepared in accordance with the recognition and measurement principles laid down in Indian Accounting Standard 34 "Interim Financial Reporting" ("Ind AS 34"), prescribed under Section 133 of the Companies Act, 2013, and other accounting principles generally accepted in India and in compliance with Regulation 33 of the Securities and Exchange Board of India (Listing Obligations and Disclosure Requirements) Regulations, 2015. Our responsibility is to issue a report on the Statement based on our review.
3. We conducted our review of the Statement in accordance with the Standard on Review Engagements (SRE) 2410 "Review of Interim Financial Information Performed by the Independent Auditor of the Entity" issued by the Institute of Chartered Accountants of India. This standard requires that we plan and perform the review to obtain moderate assurance as to whether the Statement is free of material misstatement. A review is limited primarily to inquiries of company personnel and analytical procedures applied to financial data and thus provides less assurance than an audit. We have not performed an audit and accordingly, we do not express an audit opinion.




4. Based on our review conducted as above, nothing has come to our attention that causes us to believe that the accompanying Statement, prepared in accordance with applicable accounting standards and other recognized accounting practices and policies has not disclosed the information required to be disclosed in terms of Regulation 33 of the Securities and Exchange Board of India (Listing Obligations and Disclosure Requirements) Regulations, 2015 including the manner in which it is to be disclosed, or that it contains any material misstatement.

For Karwa Malani Kalantri and Associates
Chartered Accountants

FRN :- 136867W

Kalantri



Sagar R. Malani

Partner

M.No. 145049

UDIN: 22145049BCZMSI6548

Place: Nashik

Date: 14.11.2022



THAKKERS

TOGETHER TOWARDS PROSPERITY
SINCE 1962

CIN :- L45200MH1987PLC043034
Date : 14th November, 2022

To,
The Bombay Stock Exchange Ltd.
Phiroze Jeejeebhoy Towers,
25th Floor, Dalal Street, Fort,
MUMBAI - 400 023.

Sub. : : Unaudited Standalone Financial Results for the Quarter and Half Year Ended 30th September, 2022.

Dear Sir,

We hereby furnish Unaudited Standalone Financial Results for the Quarter and Half Year Ended 30th September, 2022, taken on record by the Board at their meeting held on 14th November, 2022.

UNAUDITED FINANCIAL RESULTS FOR THE QUARTER AND HALF YEAR ENDED 30TH SEPTEMBER, 2022

(Rs. In Lakh except EPS and Shareholding)

Sr. No.	Particulars	STANDALONE					
		For the Quarter Ended on 30/09/2022 (Unaudited)	For the Quarter Ended on 30/06/2022 (Unaudited)	For the Quarter Ended on 30/09/2021 (Unaudited)	For the Half Year Ended on 30/09/2022 (Unaudited)	For the Half Year Ended on 30/09/2021 (Unaudited)	For the Year Ended on 31/03/2022 (Audited)
1	Income						
	a) Revenue from Operations	1408.00	905.20	2791.81	2313.20	2962.60	5327.18
	b) Other Income	9.09	10.47	7.71	19.56	44.73	245.33
	Total Income from operations (a+b)	1417.09	915.67	2799.52	2332.76	3007.33	5572.51
2	Expenses						
	a) Cost of Material Consumed	329.67	200.63	287.75	530.30	410.32	2021.04
	b) Purchase of stock-in-trade	0.00	0.00	0.00	0.00	0.00	0.00
	c) Changes in inventories of finished goods, work-in progress and stock-in-trade	222.73	56.43	(99.31)	279.16	(183.33)	(639.40)
	d) Employee benefits expense	109.28	105.03	30.28	214.31	48.48	185.07
	e) Finance Costs	(0.01)	0.15	0.33	0.14	1.63	9.51
	f) Depreciation and Amortisation Expense	30.87	29.81	10.98	60.68	21.32	79.47
	g) Other expenditure	71.88	83.29	93.49	155.17	180.36	462.64
	Total Expenses	764.42	475.34	323.52	1239.76	478.78	2118.33
3	Profit/(Loss) before exceptional items and tax	652.67	440.33	2476.00	1093.00	2528.55	3454.18
4	Exceptional Items	0.00	0.00	0.00	0.00	0.00	0.00
	Profit/(Loss) before tax (3-4)	652.67	440.33	2476.00	1093.00	2528.55	3454.18
5	Tax Expense						
	a) Current (Incl. of Earlier Years' Tax)	0.00	7.18	0.35	7.18	5.35	135.37
	b) Deferred	0.00	0.00	0.00	0.00	0.00	(24.76)
	c) Mat Credit Entitlement	0.00	0.00	0.00	0.00	0.00	0.00
6	Profit/(Loss) for the period from continuing operations	652.67	433.15	2475.65	1085.82	2523.20	3343.57
7	Other Comprehensive Income						
	i) Amount of items that will not be reclassified to profit and loss	0.00	0.00	0.00	0.00	0.00	(17.23)
	ii) Income tax relating to items that will not be reclassified to profit or loss	0.00	0.00	0.00	0.00	0.00	0.00
	iii) Amount of items that will be reclassified to profit and loss	0.00	0.00	0.00	0.00	0.00	0.00
	iv) Income tax relating to items that will be reclassified to profit or loss	0.00	0.00	0.00	0.00	0.00	0.00
	Total Comprehensive Income for the period	652.67	433.15	2475.65	1085.82	2523.20	3326.34
	Earnings per equity share						
	Basic earnings Profit/(loss) per share	7.25	4.81	27.51	12.06	28.04	37.15
	Diluted earnings Profit/(loss) per share	7.25	4.81	27.51	12.06	28.04	37.15

THAKKERS DEVELOPERS LIMITED

Nashik Office: * 7, Thakkers, Near Nehru Garden, Nashik - 422 001 Tel: 0253 2598925 / 2595458 Fax: 0253 2599225

* Thakkers Nexus Point, 4th Floor, Model Colony, College Road, Nashik - 422 005 Tel: 0253 2346494 / 8551051525 / 8551052525

Mumbai Office: 37/39, 3rd Floor, Kantol Niwas, Mody Street, Mumbai - 400 001 Tel/Fax: 022 22 22679166

Email: info@thakkersdevelopers.com



THAKKERS

TOGETHER TOWARDS PROSPERITY
SINCE 1982

Continue from page No.1

Unaudited Segment - wise Revenue / Results and Capital Employed for the Quarter and Half Year Ended 30th September, 2022.

(Rs.in Lakh)

Primary Segment	STANDALONE					
	For the Quarter Ended on 30/09/2022 (Unaudited)	For the Quarter Ended on 30/06/2022 (Unaudited)	For the Quarter Ended on 30/09/2021 (Unaudited)	For the Half Year Ended on 30/09/2022 (Unaudited)	For the Half Year Ended on 30/09/2021 (Unaudited)	For the Year Ended on 31/03/2022 (Audited)
Segment Revenue						
Construction & Contract Related Activity	440.07	206.05	226.83	646.12	282.67	1278.48
Estate Dealing & Development Activity	951.31	248.47	121.02	1199.78	230.34	1547.57
Total	1391.38	454.52	347.85	1845.90	513.01	2826.05
Segment Result						
Construction & Contract Related Activity	142.30	75.77	80.39	218.07	110.99	401.86
Estate Dealing & Development Activity	696.69	121.68	79.02	818.37	175.03	1042.54
Total	838.98	197.45	159.41	1036.43	286.02	1444.41
Add / (Less):						
Interest	0.01	(0.15)	(0.33)	(0.14)	(1.63)	(9.51)
Unallocable Expenses	(212.04)	(218.12)	(134.75)	(430.16)	(250.16)	(727.18)
Unallocable Income	25.71	461.15	2451.67	486.86	2494.32	2746.46
Total	(186.32)	242.88	2316.59	56.56	2242.53	2009.77
Net Profit before tax	652.67	440.33	2476.00	1093.00	2528.55	3454.18
Segment Assets						
Construction & Contract Related Activity	5557.21	5764.80	5518.68	5557.21	5518.68	5780.24
Estate Dealing & Development Activity	9843.69	9796.79	9561.06	9843.69	9561.06	9916.90
Unallocated Assets	4825.19	4914.38	4681.85	4825.19	4681.85	4639.89
Total (A)	20226.10	20475.98	19761.59	20226.10	19761.59	20337.03
Segment Liabilities						
Construction & Contract Related Activity	1271.87	1394.45	1363.06	1271.87	1363.06	1276.11
Estate Dealing & Development Activity	3391.65	3711.90	4402.50	3391.65	4402.50	3771.45
Unallocated Liabilities	2243.32	2703.02	2565.72	2243.32	2565.72	3056.01
Total (B)	6906.84	7809.37	8331.28	6906.84	8331.28	8103.57
Total (A)-(B)	13319.27	12666.60	11430.31	13319.27	11430.31	12233.46

THAKKERS DEVELOPERS LIMITED

Nashik Office: * 7, Thakkers, Near Nehru Garden, Nashik - 422 001 Tel: 0253 2598925 / 2595458 Fax: 0253 2599225

* Thakkers Nexus Point, 4th Floor, Model Colony, College Road, Nashik - 422 005 Tel: 0253 2346494 / 8551051525 / 8551052525

Mumbai Office: 37/39, 3rd Floor, Kantol Niwas, Mody Street, Mumbai - 400 001 Tel/Fax: 022 22 22679166

Email: info@thakkersdevelopers.com



THAKKERS

TOGETHER TOWARDS PROSPERITY

SINCE 1962

Statement of Assets and Liabilities As on 30/09/2022		(Rs. In Lakh)	
		STANDALONE	
		(Unaudited)	(Audited)
PARTICULARS		As at 30/09/2022	As at 31/03/2022
Assets			
1. Non-current assets		506.29	530.25
(a) Property, plant and equipment		0.00	0.00
(b) Capital work-in-progress		655.46	655.87
(c) Investment property		0.00	0.00
(d) Goodwill		0.47	0.08
(e) Other intangible assets		0.00	0.00
(f) Intangible assets under development			
(g) Financial assets		60.60	66.29
(i) Investments		164.54	110.21
(ii) Trade receivables		0.00	0.00
(iii) Loans & Advances		57.40	56.84
(iv) Other financial assets		72.41	72.41
(h) Deferred tax assets (net)		6,827.85	6,592.07
(i) Other non-current assets			
Total non-current assets		8,345.01	8,084.02
2. Current assets		9,359.27	9,709.28
(a) Inventories			
(b) Financial assets		1,213.79	1,311.79
(i) Investments		223.01	348.57
(ii) Trade receivables		225.99	83.07
(iii) Cash and cash equivalents		145.01	141.08
(iv) Bank balance other than cash and cash equivalents		0.00	0.00
(v) Loans		0.00	0.00
(vi) Other current financial assets		172.10	0.73
(c) Current tax assets (net)		541.93	658.48
(d) Other current assets			
Total current assets		11,881.09	12,253.01
Total assets		20,226.10	20,337.03
Equity and liabilities			
1. Equity		900.00	900.00
Equity		0.00	0.00
Other equity		12,419.27	11,333.46
Reserve & Surplus			
Total equity		13,319.27	12,233.46
2. Liabilities			
1) Non-current liabilities			
(a) Financial liabilities		1,102.02	892.02
(i) Borrowings		190.77	218.25
(ii) Trade payables		409.89	400.74
(iii) Other financial liabilities		0.00	0.00
(b) Provisions		41.17	41.17
(c) Employees Benefit Obligations		0.00	0.00
(d) Deferred tax liabilities (net)		3,452.75	4,057.02
(e) Other non-current liabilities			
Total non-current liabilities		5,196.60	5,609.21
3. Current liabilities			
(a) Financial liabilities		1.19	135.11
(i) Borrowings		9.73	45.32
(ii) Trade payables		0.00	1.86
(iii) Other financial liabilities		1,187.33	1,665.01
(b) Other current liabilities		420.17	558.96
(c) Provisions, current		91.82	88.10
(d) Employees Benefit Obligations		0.00	0.00
(e) Current tax liabilities (Net)			
Total Current liabilities		1,710.24	2,494.36
Total equity and liabilities		20,226.10	20,337.03

THAKKERS DEVELOPERS LIMITED

Nashik Office: * 7, Thakkers, Near Nehru Garden, Nashik - 422 001 Tel: 0253 2598925 / 2595458 Fax: 0253 2599225

* Thakkers Nexus Point, 4th Floor, Model Colony, College Road, Nashik - 422 005 Tel: 0253 2346494 / 8551051525 / 8551052525

Mumbai Office: 37/39, 3rd Floor, Kantol Niwas, Mody Street, Mumbai - 400 001 Tel/Fax: 022 22 22679166

Email: info@thakkersdevelopers.com



THAKKERS

TOGETHER TOWARDS PROSPERITY

SINCE 1962

Notes:-

- 1) The above statement of financial results as approved by the Audit Committee have been approved by the Board of Directors at its meeting held on 14th November, 2022.
- 2) During the Quarter not a single complaint was received from investor by the company. No complaint was pending either at the beginning or at the end of the quarter.
- 3) The figures for the previous year have been recast/restated wherever is necessary.
- 4) The above Unaudited Standalone financial results are in compliance with Indian accounting standards (IND AS) as prescribed under Section 133 of Companies Act, 2013.
- 5) The Statutory Auditors have issued unmodified opinion on the financial statements of the Company for the Quarter and Half Year Ended 30th September, 2022.
- 6) The Outbreak of Coronavirus (COVID-19) pandemic globally and in India is causing significant disturbance and slowdown of economic activity. Execution of contracts undertaken by the Company were temporarily suspended during nationwide lockdown. Business operations were resumed in a phased manner in line with directives from the authorities.

For Thakkers Developers Ltd.

Jitendra Manohardas
Thakker

JITENDRA M. THAKKER
Chairman

Place: Nashik
Dated: 14th November, 2022

THAKKERS DEVELOPERS LIMITED

Nashik Office: * 7, Thakkers, Near Nehru Garden, Nashik - 422 001 Tel: 0253 2598925 / 2595458 Fax: 0253 2599225

* Thakkers Nexus Point, 4th Floor, Model Colony, College Road, Nashik - 422 005 Tel: 0253 2346494 / 8551051525 / 8551052525

Mumbai Office: 37/39, 3rd Floor, Kantol Niwas, Mody Street, Mumbai - 400 001 Tel/Fax: 022 22 22679166

Email: info@thakkersdevelopers.com

**THAKKERS**

TOGETHER TOWARDS PROSPERITY

SINCE 1982

THAKKERS DEVELOPERS LTD		Amount in Lakhs	
STANDALONE CASH FLOW STATEMENT FOR THE PERIOD ENDED 30 TH SEPTEMBER, 2022		As at 30th Sept. 2022 (Rs.)	As at 30th Sept. 2021 (Rs.)
Particulars			
I Cash Flow From Operating Activities			
Net Profit / (Loss) before Tax and Extraordinary Items		1,092.99	2,528.54
Adjustments For:			
Depreciation		60.68	21.32
Interest paid		0.14	1.63
Loan Processing Fees		0.00	0.00
Interest & Dividend received		(6.45)	(5.97)
Share Profit/Loss from Partnership firms		-	-
(Profit)/Loss on Disposal of Property, Plant and Equipment		-	(34.09)
Adjustment in profit due to OCI		-	-
(Profit)/Loss on Sale of Investments		0.00	0.00
Operating profit before changes in Working Capital		1,147.36	2,511.44
Adjustments For Changes In Working Capital:			
Reserves & Surplus		0.00	-
Trade & Other Receivables		71.24	165.13
Inventories		350.02	(446.50)
Other assets		(291.14)	(1,014.63)
Trade Payables		(63.07)	(29.98)
Other Liabilities		(1,209.74)	353.76
Cash Generated From Operations		4.67	1,539.22
Tax Deducted at Source & Advance Tax		-	5.35
Income Tax Paid		-	-
Earlier Year Taxes		(7.18)	0.00
Net Cash From Operating Activities	(A)	(2.51)	1,533.87
II Cash Flow From Investing Activities			
Interest & Dividend received		6.45	5.97
Purchase of Property, plant and Equipment		(37.13)	(10.51)
Sale of Property, plant and Equipment		0.00	56.95
Sale/(Purchase) of Investments		104.11	(1,247.68)
Net Cash Used In Investing Activities	(B)	73.43	(1,195.27)
III Cash Flow From Financing Activities			
Interest paid		(0.14)	(1.63)
Repayment of borrowings (Net)		76.08	(212.86)
Loan Processing Fees		0.00	0.00
Net Cash Used In Financing Activities	(C)	75.94	(214.49)
Net (Decrease) In Cash And Cash Equivalents [A+B+C]		146.85	124.11
Cash And Cash Equivalents at beginning of the period		224.14	405.42
Cash and Cash Equivalents at end of the period		370.99	529.53
Notes:			
For the purpose of cash flow statements, cash and cash equivalents include liquid fund investments ,			
which form an integral part of company's cash flow operations			
Place : Nashik		for and behalf of the Board	
Dated : 14th November, 2022		Jitendra Manohardas Thakker	
		JITENDRA M. THAKKER	
		Chairman	

THAKKERS DEVELOPERS LIMITED

Nashik Office: * 7, Thakkers, Near Nehru Garden, Nashik - 422 001 Tel: 0253 2598925 / 2595458 Fax: 0253 2599225

* Thakkers Nexus Point, 4th Floor, Model Colony, College Road, Nashik - 422 005 Tel: 0253 2346494 / 8551051525 / 8551052525

Mumbai Office: 37/39, 3rd Floor, Kantol Niwas, Mody Street, Mumbai - 400 001 Tel/Fax: 022 22 22679166

Email: info@thakkersdevelopers.com

KARWA MALANI KALANTRI AND ASSOCIATES

Chartered Accountants


1, Aditya Apartment, Above HDFC Bank, Tidke Colony, Nashik - 422 002

E Mail - kmkassociatesca@gmail.com, Tel - +91 253 2232993

Limited Review Report on unaudited consolidated financial results of Thakkers Developers Limited for the Quarter and Half Year ended 30th September 2022 pursuant to Regulation 33 and Regulation 52(4) read with Regulation 63 of Securities and Exchange Board of India (Listing Obligations and Disclosure Requirements) Regulations, 2015, as amended, as prescribed in Securities and Exchange Board of India operational circular SEBI/HO/DDHS/P/CIR/2021/613 dated 10th August 2021

To the Board of Directors of Thakkers Developers Limited

1. We have reviewed the accompanying Statement of unaudited consolidated financial results of Thakkers Developers Limited ("the Parent"), and its subsidiaries (the Parent and its subsidiaries together referred to as "the Group") for the quarter and half year ended 30th September 2022 ("the Statement"), being submitted by the Parent pursuant to the requirements of Regulation 33 of the Securities and Exchange Board of India (Listing Obligations and Disclosure Requirements) Regulations, 2015, as amended ('Listing Regulations').
2. This Statement, which is the responsibility of the Parent's management and approved by the Parent's Board of Directors, has been prepared in accordance with the recognition and measurement principles laid down in Indian Accounting Standard 34 "Interim Financial Reporting" ("Ind AS 34"), prescribed under Section 133 of the Companies Act, 2013, and other accounting principles generally accepted in India and in compliance with Regulation 33 of the Listing Regulations. Our responsibility is to express a conclusion on the Statement based on our review.
3. We conducted our review of the Statement in accordance with the Standard on Review Engagements (SRE) 2410 "Review of Interim Financial Information Performed by the Independent Auditor of the Entity", issued by the Institute of Chartered Accountants of India. A review of interim financial information Consists of making inquiries, primarily of persons responsible for financial and accounting matters, and applying analytical and other review procedures. A review is substantially less in scope than an audit conducted in accordance with Standards on Auditing and consequently does not enable us to obtain assurance that we would become aware of all significant matters that might be identified in an audit. Accordingly, we do not express an audit opinion.
We also performed procedures in accordance with the circular issued by the Securities and Exchange Board of India under Regulation 33(8) of the Listing Regulations, to the extent applicable.



4. The Statement includes the results of the entities listed below:-

Sr. No.	Name of Company	Relationship
1	Motel KutirNirman Private Limited	Wholly Owned Subsidiary
2	Pratap Marketing Private Limited	Wholly Owned Subsidiary
3	Jamuna Horticulture Private Limited	Wholly Owned Subsidiary
4	Harshwardhan Developers Private Limited	Wholly Owned Subsidiary
5	Shree Kalavati Farms Private Limited	Wholly Owned Subsidiary

5. Based on our review conducted and procedures performed as stated in paragraph 3 above, nothing has come to our attention that causes us to believe that the accompanying Statement, prepared in accordance with the recognition and measurement principles laid down in the aforesaid Indian Accounting Standard and other accounting principles generally accepted in India, has not disclosed the information required to be disclosed in terms of Regulation 33 of the Listing Regulations, including the manner in which it is to be disclosed, or that it contains any material misstatement.

6. The financial results of five subsidiaries which reflect total revenue of Rs. 24.81 Lakhs and the Groups share of net Loss of Rs. 12.85 Lakhs and total assets of Rs. 4353.39 Lakhs (before consolidation adjustments) for the Quarter and half year ended on 30th September 2022 based on the interim financial results which have not been reviewed by their auditors. These unaudited interim financial results and other unaudited financial information have been approved and furnished to us by the management and our conclusion on the statements in so far as it relates to the affairs of these subsidiaries, is solely based on such unaudited interim financial results and other unaudited financial information.

Our report on the statement is not modified in respect of this matter.

For Karwa Malani Kalantri and Associates

Chartered Accountants


FRN :- 136867W



Sagar R. Malani
Partner

M.No.:- 145049

UDIN:- 22145049BCZMQR6744



Place: Nashik

Date: 14.11.2022

**THAKKERS**

TOGETHER TOWARDS PROSPERITY

SINCE 1962

To,
The Bombay Stock Exchange Ltd.
Phiroze Jeejeebhoy Towers,
25th Floor, Dalal Street, Fort,
MUMBAI - 400 023.

CIN :-L45200MH1987PLC043034
Date : 14th November, 2022

Sub.: Unaudited Consolidated Financial Results for the Quarter and Half Year Ended 30th September, 2022.

Dear Sir,

We hereby furnish Unaudited Consolidated Financial Results for the Quarter and Half Year Ended 30th, September 2022, taken on record by the Board at their meeting held on 14th November, 2022.

**UNAUDITED FINANCIAL RESULTS
FOR THE QUARTER AND HALF YEAR ENDED 30TH SEPTEMBER, 2022**

(Rs. In Lakh except EPS and Shareholding)

Sr. No.	Particulars	Consolidated					
		For the Quarter Ended on 30/09/2022 (Unaudited)	For the Quarter Ended on 30/06/2022 (Unaudited)	For the Quarter Ended on 30/09/2021 (Unaudited)	For the Half Year Ended on 30/09/2022 (Unaudited)	For the Half Year Ended on 30/09/2021 (Unaudited)	For the Year Ended on 31/03/2022 (Audited)
1	Income						
	a) Revenue From Operations	1432.69	905.21	2910.37	2337.90	3081.16	5548.08
	b) Other Income	9.21	10.47	7.71	19.68	44.73	245.76
	Total Income from operations (a+b)	1441.90	915.68	2918.08	2357.58	3125.89	5793.84
2	Expenses						
	a) Cost of Material Consumed	478.96	382.41	559.52	861.37	1325.04	3484.50
	b) Purchase of stock-in-trade	0.00	0.00	0.00	0.00	0.00	0.00
	c) Changes in inventories of finished goods, work-in-progress and stock-in-trade	86.51	(125.34)	(371.08)	(38.83)	(1098.04)	(2021.20)
	d) Employee benefits expense	109.28	105.03	30.28	214.31	48.48	185.07
	e) Finance Costs	0.71	0.90	2.08	1.61	3.38	14.51
	f) Depreciation and Amortisation Expense	34.10	33.04	19.88	67.14	30.22	97.46
	g) Other expenditure	79.38	92.45	95.44	171.83	188.73	489.36
	Total Expenses	788.94	488.49	336.12	1277.43	497.81	2249.71
3	Profit/(Loss) before exceptional items and tax	652.96	427.19	2581.96	1080.15	2628.08	3544.13
4	Exceptional Items	0.00	0.00	0.00	0.00	0.00	0.00
	Profit/(Loss) before tax (3-4)	652.96	427.19	2581.96	1080.15	2628.08	3544.13
5	Tax Expense						
	a) Current (Incl. of Earlier Years' Tax)	0.00	7.18	0.35	7.18	5.35	174.08
	b) Deferred	0.00	0.00	0.00	0.00	0.00	(24.76)
	c) Mat Credit Entitlement	0.00	0.00	0.00	0.00	0.00	0.00
6	Profit/(Loss) for the period from continuing operations	652.96	420.01	2581.61	1072.97	2622.73	3394.80
7	Other Comprehensive Income						
	i) Amount of items that will not be reclassified to profit and loss	0.00	0.00	0.00	0.00	0.00	(17.23)
	ii) Income tax relating to items that will not be reclassified to profit or loss	0.00	0.00	0.00	0.00	0.00	0.00
	iii) Amount of items that will be reclassified to profit and loss	0.00	0.00	0.00	0.00	0.00	0.00
	iv) Income tax relating to items that will be reclassified to profit or loss	0.00	0.00	0.00	0.00	0.00	0.00
	Total Comprehensive Income for the period	652.96	420.01	2581.61	1072.97	2622.73	3377.58
	Earnings per equity share						
	Basic earnings Profit/(loss) per share	7.26	4.67	28.68	11.92	29.14	37.72
	Diluted earnings Profit/(loss) per share	7.26	4.67	28.68	11.92	29.14	37.72

THAKKERS DEVELOPERS LIMITED

Nashik Office: * 7, Thakkers, Near Nehru Garden, Nashik - 422 001 Tel: 0253 2598925 / 2595458 Fax: 0253 2599225

* Thakkers Nexus Point, 4th Floor, Model Colony, College Road, Nashik - 422 005 Tel: 0253 2346494 / 8551051525 / 8551052525

Mumbai Office: 37/39, 3rd Floor, Kantol Niwas, Mody Street, Mumbai - 400 001 Tel/Fax: 022 22 22679166

Email: info@thakkersdevelopers.com



THAKKERS

TOGETHER TOWARDS PROSPERITY
SINCE 1962

Continue from page No.1

Unaudited Consolidated Segment-wise Revenue / Results and Capital Employed for the Quarter and Half Year Ended 30th September, 2022.

(Rs.in Lakh)

Primary Segment	Consolidated					
	For the Quarter Ended on 30/09/2022 (Unaudited)	For the Quarter Ended on 30/06/2022 (Unaudited)	For the Quarter Ended on 30/09/2021 (Unaudited)	For the Half Year Ended on 30/09/2022 (Unaudited)	For the Half Year Ended on 30/09/2021 (Unaudited)	For the Year Ended on 31/03/2022 (Audited)
Segment Revenue						
Construction & Contract Related Activity	464.76	206.06	226.83	670.82	282.67	1303.48
Estate Dealing & Development Activity	951.31	248.47	121.02	1199.78	230.34	1624.91
Total	1416.07	454.53	347.85	1870.60	513.01	2928.39
Segment Result						
Construction & Contract Related Activity	153.92	75.77	80.39	229.69	110.99	414.27
Estate Dealing & Development Activity	696.69	121.68	79.02	818.37	175.03	1050.81
Total	850.61	197.45	159.41	1048.06	286.02	1465.08
Add / (Less):						
Interest	(0.71)	(0.90)	(2.08)	(1.61)	(3.38)	(14.51)
Unallocable Expenses	(222.77)	(230.51)	(145.60)	(453.28)	(267.44)	(771.89)
Unallocable Income	25.83	461.15	2570.23	486.98	2612.88	2865.45
Total	(197.65)	229.74	2422.55	32.09	2342.06	2079.05
Net Profit before tax	652.96	427.19	2581.96	1080.15	2628.08	3544.13
Segment Assets						
Construction & Contract Related Activity	8453.74	8512.68	7568.41	8453.74	7568.41	8403.05
Estate Dealing & Development Activity	10022.58	9975.68	9797.49	10022.58	9797.49	10095.16
Unallocated Assets	3755.28	3848.82	3874.28	3755.28	3874.28	3541.39
Total (A)	22231.60	22337.19	21240.18	22231.60	21240.18	22039.60
Segment Liabilities						
Construction & Contract Related Activity	2198.04	2234.34	1805.55	2198.04	1805.55	1958.19
Estate Dealing & Development Activity	3644.04	3964.28	4717.14	3644.04	4717.14	4012.34
Unallocated Liabilities	2392.09	2794.10	2547.88	2392.09	2547.88	3144.60
Total (B)	8234.17	8992.72	9070.57	8234.17	9070.57	9115.13
Total (A)-(B)	13997.43	13344.47	12169.61	13997.43	12169.63	12924.48

THAKKERS DEVELOPERS LIMITED

Nashik Office: * 7, Thakkers, Near Nehru Garden, Nashik - 422 001 Tel: 0253 2598925 / 2595458 Fax: 0253 2599225

* Thakkers Nexus Point, 4th Floor, Model Colony, College Road, Nashik - 422 005 Tel: 0253 2346494 / 8551051525 / 8551052525

Mumbai Office: 37/39, 3rd Floor, Kantol Niwas, Mody Street, Mumbai - 400 001 Tel/Fax: 022 22 22679166

Email: info@thakkersdevelopers.com

**THAKKERS**TOGETHER TOWARDS PROSPERITY
SINCE 1962

Statement of Assets and Liabilities As on 30/09/2022		(Rs.in Lakh)	
PARTICULARS	Consolidated		
	(Unaudited)	(Audited)	
	As at 30/09/2022	As at 31/03/2022	
Assets			
1. Non-current assets			
(a) Property, plant and equipment	543.48	572.85	
(b) Capital work-in-progress	0.00	0.00	
(c) Investment property	786.60	786.56	
(d) Goodwill	0.00	0.00	
(e) Other intangible assets	0.47	0.08	
(f) Intangible assets under development	0.00	0.00	
(g) Financial assets			
(i) Investments	283.71	289.20	
(ii) Trade receivables	164.54	110.21	
(iii) Loans & Advances	0.00	0.00	
(iv) Other financial assets	57.40	56.84	
(h) Deferred tax assets (net)	72.41	72.41	
(i) Other non-current assets	7,654.28	7,345.19	
Total non-current assets	9,562.89	9,233.35	
2. Current assets			
(a) Inventories	12,142.15	12,174.04	
(b) Financial assets			
(i) Investments	1,213.79	1,311.79	
(ii) Trade receivables	274.06	444.14	
(iii) Cash and cash equivalents	257.64	116.66	
(iv) Bank balance other than cash and cash equivalents	145.32	141.29	
(v) Loans	0.00	0.00	
(vi) Other current financial assets	0.00	0.00	
(c) Current tax assets (net)	174.99	0.46	
(d) Other current assets	(1539.19)	(1,382.12)	
Total current assets	12,668.76	12,806.26	
Total assets	22,231.65	22,039.60	
Equity and liabilities			
1. Equity			
Equity	900.00	900.00	
Other equity	0.00	0.00	
-Reserve & Surplus	13,097.43	12,024.48	
Total equity	13,997.43	12,924.48	
2. Liabilities			
1) Non-current liabilities			
(a) Financial liabilities			
(i) Borrowings	1,586.89	1,379.34	
(ii) Trade payables	190.77	218.25	
(iii) Other financial liabilities	453.94	438.20	
(b) Provisions	0.00	0.00	
(c) Employees Benefit Obligations	41.17	41.17	
(d) Deferred tax liabilities (net)	0.00	0.00	
(e) Other non-current liabilities	4,740.42	4,970.54	
Total non-current liabilities	7,013.19	7,047.50	
3. Current liabilities			
(a) Financial liabilities			
(i) Borrowings	6.71	141.03	
(ii) Trade payables	19.26	57.74	
(iii) Other financial liabilities	0.00	1.86	
(b) Other current liabilities	680.18	1,217.05	
(c) Provisions, current	423.05	561.85	
(d) Employees Benefit Obligations	91.82	88.10	
(e) Current tax liabilities (Net)	0.00	0.00	
Total Current liabilities	1,221.02	2,067.63	
Total equity and liabilities	22,231.65	22,039.60	

THAKKERS DEVELOPERS LIMITED

Nashik Office: * 7, Thakkers, Near Nehru Garden, Nashik - 422 001 Tel: 0253 2598925 / 2595458 Fax: 0253 2599225

* Thakkers Nexus Point, 4th Floor, Model Colony, College Road, Nashik - 422 005 Tel: 0253 2346494 / 8551051525 / 8551052525

Mumbai Office: 37/39, 3rd Floor, Kantol Niwas, Mody Street, Mumbai - 400 001 Tel/Fax: 022 22 22679166

Email: info@thakkersdevelopers.com



THAKKERS

TOGETHER TOWARDS PROSPERITY
SINCE 1962

Notes:-

- 1) The above statement of financial results as approved by the Audit Committee have been approved by the Board of Directors at its meeting held on 14th November, 2022.
- 2) During the Quarter not a single complaint was received from investor by the company. No complaint was pending either at the beginning or at the end of the quarter.
- 3) The figures for the previous year have been recast/restated wherever is necessary.
- 4) The above Unaudited Consolidated financial results are in compliance with Indian accounting standards (IND AS) as prescribed under Section 133 of Companies Act, 2013.
- 5) The Statutory Auditors have issued unmodified opinion on the financial statements of the Company for the Quarter and Half Year Ended 30th September, 2022.
- 6) The Outbreak of Coronavirus (COVID-19) pandemic globally and in India is causing significant disturbance and slowdown of economic activity. Execution of contracts undertaken by the Company were temporarily suspended during nationwide lockdown. Business operations were resumed in a phased manner in line with directives from the authorities.

For Thakkers Developers Ltd.

Jitendra Manohardas
Thakker

JITENDRA M. THAKKER
Chairman

Place: Nashik

Dated: 14th November, 2022

THAKKERS DEVELOPERS LIMITED

Nashik Office: * 7, Thakkers, Near Nehru Garden, Nashik - 422 001 Tel: 0253 2598925 / 2595458 Fax: 0253 2599225

* Thakkers Nexus Point, 4th Floor, Model Colony, College Road, Nashik - 422 005 Tel: 0253 2346494 / 8551051525 / 8551052525

Mumbai Office: 37/39, 3rd Floor, Kantol Niwas, Mody Street, Mumbai - 400 001 Tel/Fax: 022 22 22679166

Email: info@thakkersdevelopers.com



THAKKERS

TOGETHER TOWARDS PROSPERITY
SINCE 1962

THAKKER'S DEVELOPERS LTD.			
CONSOLIDATED CASH FLOW STATEMENT FOR THE PERIOD ENDED 30 TH SEPTEMBER, 2022			
		Amount in Lakhs	
Particulars		As at 30th Sept. 2022 (Rs.)	As at 30th Sept. 2021 (Rs.)
I Cash Flow From Operating Activities			
Net Profit / (Loss) before Tax and Extraordinary Items		1,080.14	2,628.07
Adjustments For:			
Depreciation		67.13	30.22
Interest paid		1.61	3.38
Loan Processing Fees		-	-
Interest & Dividend received		(6.45)	(5.97)
Share Profit/Loss from Partnership firms		-	-
(Profit)/Loss on Disposal of Property, Plant and Equipment		-	(34.09)
(Profit)/Loss on Sale of Investments		-	-
Operating profit before changes in Working Capital		1,142.44	2,621.61
Adjustments For Changes In Working Capital:			
Trade & Other Receivables		115.76	165.02
Inventories		31.89	(1,361.21)
Other assets		(327.10)	(1,006.06)
Trade Payables		(65.97)	(32.53)
Other Liabilities		(888.17)	725.34
Cash Generated From Operations		8.84	1,112.17
Tax Deducted at Source & Advance Tax		-	-
Income Tax Paid		-	5.35
Earlier Year Taxes		(7.18)	-
Net Cash From Operating Activities	(A)	1.66	1,106.82
II Cash Flow From Investing Activities			
Interest & Dividend received		6.45	5.97
Purchase of Property, plant and Equipment		(38.16)	(66.31)
Sale of Property, plant and Equipment		-	56.95
Sale/(Purchase) of Investments		103.46	(1,210.76)
Net Cash Used In Investing Activities	(B)	71.74	(1,214.15)
III Cash Flow From Financing Activities			
Interest paid		(1.61)	(3.38)
Loan Processing Fees		-	-
Repayment of borrowings (Net)		73.23	301.09
Net Cash Used In Financing Activities	(C)	71.62	297.71
Net (Decrease) In Cash And Cash Equivalents [A+B+C]		145.01	190.38
Cash And Cash Equivalents at beginning of the period		257.95	436.44
Cash And Cash Equivalents at end of the period		402.96	626.82
Notes:			
For the purpose of cash flow statements, cash and cash equivalents include liquid fund investments, which form an integral part of company's cash flow operations			
Place : Nashik		for and behalf of the Board	
Dated : 14th November, 2022		Jitendra Manohardas Thakker	
		JITENDRA M. THAKKER Chairman	

THAKKERS DEVELOPERS LIMITED

Nashik Office: • 7, Thakkers, Near Nehru Garden, Nashik - 422 001 Tel: 0253 2598925 / 2595458 Fax: 0253 2599225

• Thakkers Nexus Point, 4th Floor, Model Colony, College Road, Nashik - 422 005 Tel: 0253 2346494 / 8551051525 / 8551052525

Mumbai Office: 37/39, 3rd Floor, Kantol Niwas, Mody Street, Mumbai - 400 001 Tel/Fax: 022 22 22679166

Email: info@thakkersdevelopers.com