

SHREE KALAVATI FARM PRIVATE LIMITED
CIN- U70109MH2021PTC360309
BALANCE SHEET AS AT 31.03.2025

(Rs. in Thousand)

	Particulars	Note No.	As on 31st Mar-2025	As on 31st Mar-2024
I	ASSETS			
1	Non-current assets			
	(a) Property, Plant and Equipment and Intangible Assests	1	1662.84	2076.80
	(b) Capital work-in-progress		0	0
	(c) Investment property			
	(e) Other Intangible assets		0	0
	(d) Financial Assets			
	(i) Investments	2	24.82	23.44
	(ii) Trade receivables		0	0
	(iii) Loans		0	0
	(iv) Others		0	0
	(e) Deferred tax assets (net)		0	0
	(f) Other non-current assets		0	0
	Total Non-Current Assets		1687.66	2100.24
2	Current assets			
	(a) Inventories	3	114152.44	122903.30
	(b) Financial Assets			
	(i) Investments		0	0
	(ii) Trade receivables		0	0
	(iii) Cash and cash equivalents	4	1934.05	395.66
	(iv) Bank balances other than (iii) above		0	0
	(v) Loans		0	0
	(vi) Others		0	0
	(c) Current tax assets (Net)	5	7858.20	9244.10
	(d) Other current assets	6	28817.20	56482.70
	(e) Inter unit balances		0	0
	Total Current Assets		152761.88	189025.76
	Total Assets		154449.55	191126.00
II	EQUITY AND LIABILITIES			
1	Equity			
	(a) Equity Share capital	7	50.00	50.00
	(b) Other equity			
	- Reserve & Surplus	8	29832.11	2170.51
	- Funds from GOI			
	Equity Attributable to Owners		29882.11	2220.51
2	LIABILITIES			
	Non-current liabilities			
	(a) Financial Liabilities			
	(i) Borrowings	9	36602.47	44256.92
	(ii) Trade payables		0	0
	i Total outstanding dues of micro enterprises and small enterprises			
	ii Total outstanding dues of Creditors other than micro enterprises and small enterprises			
	(iii) Other financial liabilities		0	0
	(b) Provisions		0.00	0
	(c) Employees benefit obligations		0	0
	(d) Deferred tax liabilities (Net)			
	(e) Other non-current liabilities	10	67858.35	92814.99
	(f) Inter unit balances			
	Total Non-current liabilities		104460.83	137071.92
3	Current liabilities			
	(a) Financial Liabilities			
	(i) Borrowings		0	0
	(ii) Trade payables		0	0
	i Total outstanding dues of micro enterprises and small enterprises		0.00	185.89
	ii Total outstanding dues of Creditors other than micro enterprises and small enterprises	11	2864.69	202.28
	(iii) Other financial liabilities		0	0
	(b) Other current liabilities	12	7354.51	49796.20
	(c) Provisions	13	9887.41	1649.20
	(d) Employees benefit obligations		0	0
	(e) Current tax liabilities (Net)		0	0
	Total current liabilities		20106.61	51833.57
	Total Equity and Liabilities		154449.55	191126.00

See accompanying notes to the financial statements

For & on behalf of the Board of Directors
Shree Kalavati Farm Pvt Ltd




As per our report of even date
For Sanjay V. Goyal & Co.
Chartered Accountants
Firm Regn. No. 124832W

CA. Sanjay V. Goyal
(Proprietor)
M.No 103080
Place: Nashik
Date: 28.05.2025
UDIN: 25102058-8166472499945

SANJAY V. GOYAL & CO.
Firm Reg. No.:
124832W
CHARTERED ACCOUNTANTS

Saurav Jitendra Thakker
Director(DIN-01587854)

Jitendra Manohardas Thakker
Director(DIN-00082860)

SHREE KALAVATI FARM PRIVATE LIMITED CIN- U70109MH2021PTC360309 Statement of Profit and Loss for the Year ended 31 Mar 2025				
(Rs. in Thousand)				
	Particulars	Note No.	For the year ended 31st March, 2025	For the year ended 31st March 2024
I	Revenue From Operations	14	115319.90	116266.77
II	Other Income	15	267.94	2.24
III	Total Income (I+II)		115587.84	116269.01
IV	EXPENSES			
	Cost of materials consumed	16	57535.78	54309.87
	Purchases of Stock-in-Trade		0	0
	Changes in inventories of finished goods, Stock-in -Trade and work-in-progress		8750.86	
	Employee benefits expense	17	5360.78	4656.03
	Finance costs			0
	Depreciation and amortization expense	2	722.35	909.05
	Other expenses	18 & 18(a)	5739.11	8634.30
	Total expenses (IV)		78108.88	94959.04
V	Profit/(loss) before exceptional items and tax (III- IV)		37478.96	21309.97
VI	Exceptional Items		309.67	0
VII	Profit/(loss) before tax and (V-VI)		37169.29	21309.97
VIII	Tax expense:			
	(1) Current tax		9544.28	1500.00
	(2) Deferred tax		0	0
	(3) Earlier Tax		-36.59	5.28
	(4) Mat Credit Entitlement			
IX	Profit / (Loss) for the period from continuing operations (VII-VIII)		27661.60	19804.69
X	Profit/(loss) from discontinued operations		0	0
XI	Tax expense of discontinued operations		0	0
XII	Profit/(loss) from Discontinued operations (after tax) (X-XI)		0	0
XIII	Profit/(loss) for the period (IX+XII)		27661.60	19804.69
XIV	Other Comprehensive Income			
	A (i) Items that will not be reclassified to profit or loss		0	0
	(ii) Income tax relating to items that will not be reclassified to profit or loss		0	0
	B (i) Items that will be reclassified to profit or loss		0	0
	(ii) Income tax relating to items that will be reclassified to profit or loss		0	0
XV	Total Comprehensive Income for the period (XIII+XIV)(Comprising Profit (Loss) and Other Comprehensive Income for the period)		27661.60	19804.69
XVI	Earnings per equity share (for continuing operation):			
	(1) Basic		5.53	3.96
	(2) Diluted			
See accompanying notes to the financial statements		19		
As per our report of even date For Sanjay V. Goyal & Co. Chartered Accountants Firm Regn. No. 124832W			For & on behalf of the Board of Directors Shree Kalavati Farm Pvt Ltd	
CA. Sanjay V. Goyal (Proprietor) M.No 103080 Place: Nashik Date: 28.05.2025 UDIN : 25103080 B MGT T N1420			 Gaurav Jitendra Thakker Director(DIN-01587854)	
			 Jitendra Manohardas Thakker Director(DIN-00082860)	

SHREE KALAVATI FARM PRIVATE LIMITED					
CIN - U70109MH2021PTC360309					
CASH FLOW STATEMENT FOR THE PERIOD ENDED 31ST MARCH 2025					
(Rs. in Thousand)					
	Particulars		As at 31st March 2025		As at 31st March 2024
I	Cash Flow From Operating Activities				
	Net Profit / (Loss) before Tax and Extraordinary Items		37169.29		21309.97
	Adjustments For :				
	Depreciation		722.35		909.05
	Interest paid		-		-
	Loan Processing Fees		-		-
	Interest & Dividend received		-		-
	Provision For Gratuity		-		-
	Share Profit/Loss from Partnership firms		-		-
	Adjustments for Prior Period Income		-		-
	Profit/(Loss)/Disposal of Fixed Assets		-		-
	Operating profit before changes in Working Capital		37891.64		22219.02
	Adjustments For Changes In Working Capital:				
	Trade & Other Receivables	29051.41		-46740.88	
	Inventories	8750.86		26449.79	
	Trade Paybles	-81744.18	-43941.92	-5361.21	-25652.30
	Cash Generated From Operations		-6050.28		-3433.28
	Income Tax paid (Net)		-		-
	Net Cash From Operating Activities	(A)	-6050.28	(A)	-3433.28
II	Cash Flow From Investing Activities				
	Interest & Dividend received		-		-
	Purchase of Fixed Assets		308.40		150.62
	Sale of Fixed Assets				
	(Purchase)of Investments		0.00		0.00
	Sale of Investments		-		-
	Net Cash Used In Investing Activities	(B)	308.40	(B)	150.62
III	Cash Flow From Financing Activities				
	Proceeds from issue of shares		-		0.00
	Interest paid		382.03		580.60
	Dividend Paid		-		-
	Tax On Dividend		-		-
	Funds Borrowed		400.00		641.75
	Loan Processing Fees		-		-
	Repayment of borrowings (Net)		6498.23		1761.82
	Net Cash Used In Financing Activities	(C)	7280.27	(C)	2984.18
	Net (Decrease) In Cash And Cash Equivalents [A+B+C]		1538.38		-298.48
	Cash And Cash Equivalents at beginning of the period		395.66		694.14
	Cash And Cash Equivalents at end of the period		1934.04		395.66

As per our report of even date attached

For Sanjay V. Goyal & Co.

Chartered Accountants

Firm Regn. No. 124832W

CA. Sanjay V. Goyal
(Proprietor)
M.No 103080

Place: Nashik

Date: 28.05.2025

UDIN : 251030808MGJTN1420



For and on behalf of the Board of Directors

[Signature]

Gaurav Jitendra Thakker
Director(DIN-01587854)

Jitendra Manohardas Thakker
Director(DIN-00082860)

0.00
0.00


SHREE KALAVATI FARM PRIVATE LIMITED
CIN- U70109MH2021PTC360309

Note No-1

Property, Plant & Equipment & Intangible Assets

(Rs. in Thousand)

Property, Plant & Equipment & Intangible Assets														(Rs. in Thousand)	
S.No.	Particulars	Gross Block			Depreciation				Impairment			Total net carrying amount			
		Balance as on 01.04.2024	Additions	Disposals	Balance as on 31.03.2025	Balance as on 01.04.2024	Depreciation for the period	Disposals	Balance as on 31.03.2025	Balance as on 01.04.2024	During The Year	Balance as on 31.03.2025	Balance as on 31.03.2025	Balance as on 31.03.2024	
I	<u>Property Plant & Equipment</u>														
(a)	Furniture and Fixtures	629.99	53.80	0	683.79	340.13	76.48	0.00	416.61	0.00	0.00	0.00	267.18	289.86	
(b)	Vehicles	5088.73	0.00	0.00	5088.73	3435.81	519.99	0.00	3955.80	0.00	0.00	0.00	1132.93	1652.92	
(c)	A C Bule Star	71.96	0.00		71.96	42.98	13.06		56.04				15.92	28.98	
(d)	APPLE-I PAD 14 PRO	140.00	220.40		360.40	42.18	88.00		130.79				229.61	97.82	
	Other Equipments	0.00													
E	-Computers & Printers	38.62	34.20	0.00	72.82	31.38	24.23	0.00	55.62	0.00	0.00	0.00	17.20	7.24	
	TOTAL (A)	5969.30	308.40	0	6277.69	3892.49	722.35	0	4614.85	0	0	0	1662.84	2076.81	



SHREE KALAVATI FARM PRIVATE LIMITED
NOTES TO FINANCIAL STATEMENT FOR THE YEAR ENDED 31.03.2025

(Rs. in Thousand)

2	Non Current Investments		
	Particulars	As at 31st Mar 2025	As at 31st Mar 2024
	Non Trade (Unquoted)		
	FDR- The Sarswat co-op Bank Ltd,	24.82	23.44
	Total Investment	24.82	23.44
3	Inventories		
	Particulars	As at 31st Mar 2025	As at 31st Mar 2024
	Work-in-progress	0.00	122903.30
	Finished goods	114152.44	0.00
	Total inventories	114152.44	122903.30
4	Cash & cash equivalents		
	Particulars	As at 31st Mar 2025	As at 31st Mar 2024
	Balances with banks	1830.12	272.57
	Cash on hand	103.93	123.09
	Total cash & cash equivalents	1934.05	395.66
5	Current Tax Assets (Net)		
	Particulars	As at 31st Mar 2025	As at 31st Mar 2024
	Balance with Income Tax Authority		-
	Advance tax including TDS	7858.20	9244.10
	Less :- Provision of income tax		-
	Current tax assets - Net	7858.20	9244.10
6	Other current assets		
	Particulars	As at 31st Mar 2025	As at 31st Mar 2024
	Related parties	3380.95	3380.95
	Staff advances	213.90	131.41
	Sundry debtors	21566.95	45711.45
	GST Receivable	2625.22	4123.11
	Advances to Suppliers	322.94	3055.33
	Prepaid expenses	707.23	80.46
	Total	28817.20	56482.70

